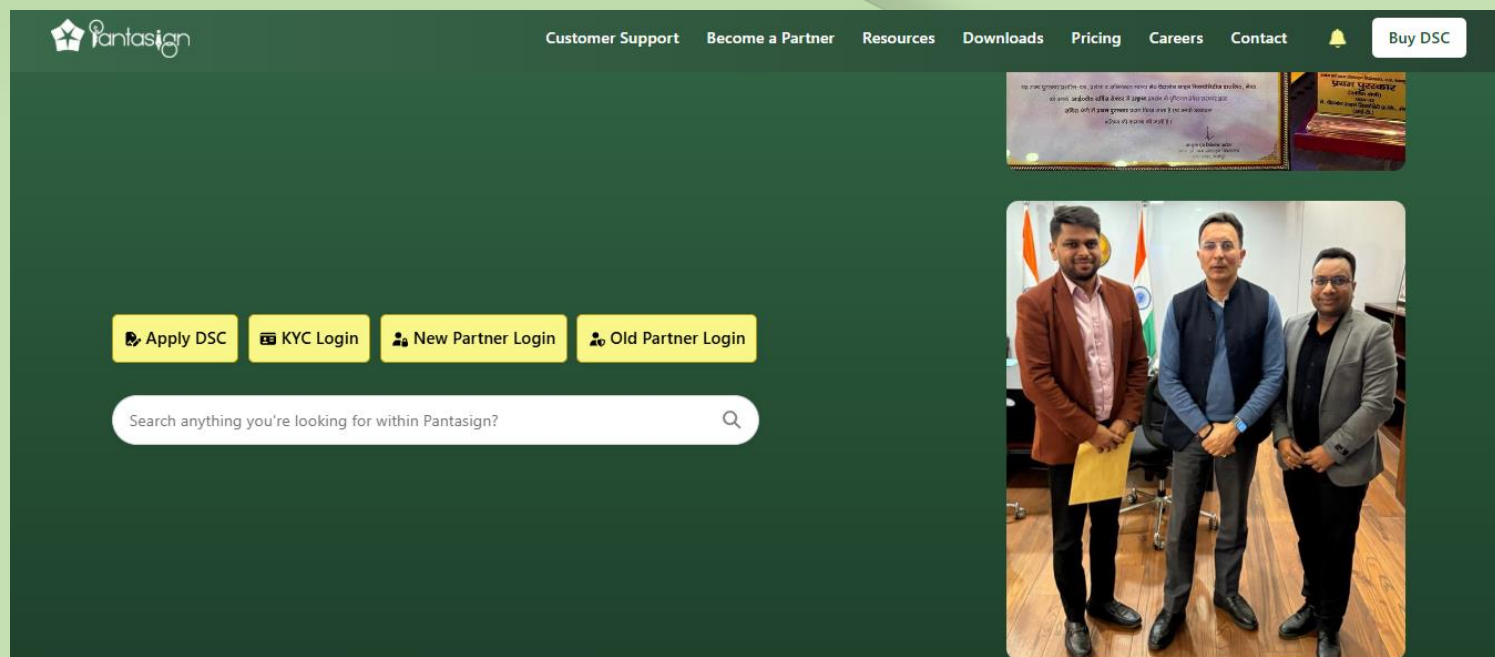




WELCOME TO PANTAGON SIGN SECURITIES PVT. LTD

PROCESS OF INDIVIDUAL PAN BASED DSC
TO APPLY VISIT:- <https://www.pantesign.com/>



- **To Apply for Individual PAN Based DSC, click on Apply DSC to Proceed for Next Page.**



Applicant Login
New / Existing Applicant

☒ Indian ☐ Foreign

Mobile No

10976
Refresh
Enter Captcha Code

NEXT→

- That will Prompt you to provide Applicant Mobile Number and Captcha code.
- Fill the Captcha code and OTP Received from Pantesign.

Choose Applicant Type

Individual Organization

Individual Options

In Pan Based DSC , please ensure that the name in the bank record or SIM card is identical to the name provided in the PAN details for seamless verification
IF Not Applicant need to applied DSC through Aadhar Based

☒ Apply Using Pan ☐ Apply With Aadhar Xml File ☐ Apply With Online Aadhar Otp ☐ Apply With Online Aadhar Biometric

Choose Certificate Type

Certificate Class * Certificate Type * Validity *

CLASS3 COMBO 2 Year

NEXT→

Value Added Services

Need Crypto token? ☐ Yes ☒ No

Need Assistance service? ☐ Yes ☒ No

Payment Summary (INR)

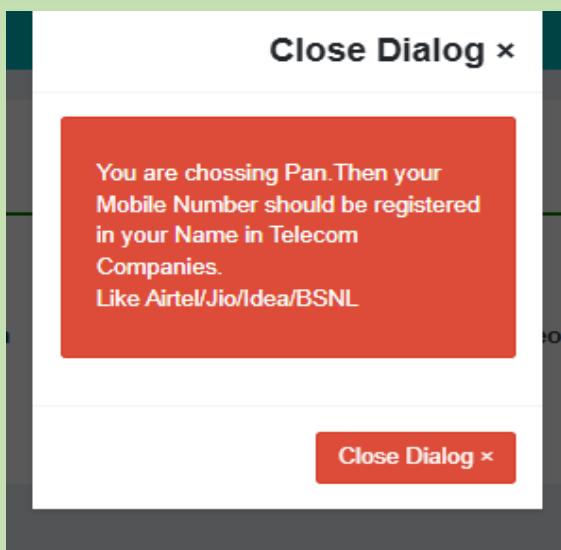
DSC Amount	
Taxable Amount	
GST	
Round Off	
Total Amount	

Showing 0 to 0 of 0 entries (filtered from NaN total entries)

Scanned copy of PAN card
Scanned copy of Address Proof



- **Choose the Applicant type INDIVIDUAL & Apply Using PAN Card.**
- **Select Certificate Type & Validity as per Requirement.**



- **An Important dialog box will get populate, Please Read that Carefully before to get it close.**



Personal Details

PAN NO *	DOB *	Name (as PAN) *	Gender : *
<input type="text" value="PAN NO"/>	<input type="text" value="DD/MM/YYYY"/>	<input type="text" value="NAME"/>	<input type="radio"/> Male <input type="radio"/> Female <input type="radio"/> Others

- Enter Personal Details like
- PAN Number
- Date of Birth (DOB)
- Name (As Per PAN)
- Gender



Contact No * <input type="text"/>	Applicant Email Id * <input type="text" value="email address"/>	Email OTP * <input type="text" value="Email OTP"/>	<input type="button" value="GetOtp"/>	Pincode * <input type="text" value="Pincode"/>
City * <input type="text" value="City"/>	State * <input type="text" value="Select State"/>	Country * <input type="text" value="Select Country"/>	Address * <input type="text" value="Address"/>	

- Enter Contact Number
- Applicant E-mail ID
- Click on get OTP
- Enter the E-mail OTP sent by Pantasign
- Enter the PIN Code
- Enter Your Address



Have Business Partner? ☒ Yes ☐ No


Business Partner Id *
business partner id

Pin(For eKYC Login) *
Kyc Pin
ex:(123456)

Confirm Pin *
Confirm Kyc Pin

User Name *
[REDACTED]@MOBILE.PANTASIGN

Remark
Remark


Refresh
Enter Captcha Code

☐ I agree to use my above information to create a KYC account with Pantasign. I will keep the login details confidential and will not share it with anyone. I agree to the terms of the [Subscriber Agreement](#), which will be prepared for successful account creation. And I declare here that all the informations provided by me are true and correct.

Save & Submit →

- Click on Yes if You Are Partner with Pantasign.
- Enter the Business Partner ID (BPID)
- Enter the PIN for e-KYC Login (i.e. 123456)
- Confirm the e-KYC PIN
- Enter User Name (Would be your 10-digit Mobile Number) i.e. [xxxxxxxxxx@MOBILE.PANTASIGN](#)
- Remark (put remark as Person name for Convenient)
Enter the Captcha code & tick the check box for Subscriber Agreement
- Then Click on Save & Submit



Video Record For Verification

[Skip Video](#)

Please show Original Documents in this Video,

1. Please show Original Documents in this Video, a. PAN Card, b. Address Proof (Anyone : Aadhaar/ Passport/Voter Card etc)
2. The face should be fully visible, 50% of the video frame shall be covered by the face and the background should be visible.

PANTAGON SIGN 13-08-2025 10:26:57 AM

[Start Recording](#)[Preview](#)[Submit](#)

Video Auto Stop In 00:30 seconds!

English

My Name is [REDACTED] and I want to apply for CLASS3 DSC in PantaSign CA. The Code is 046



4/19/1988 12:00:00 AM

Application No: [REDACTED]

Certificate Class: CLASS3

Certificate Type: SIGNING

- Applicant will find a Video Recorder to Record the Video.
- Applicant Need to show Original documents in this video i.e.
- PAN card & Address Proof (Aadhar/Passport/Voter ID)
- Do not Hide your Face.
- Read the Script which given below video recorder, while recording video, Video Auto stops in 30 seconds



Your E-KYC Account [REDACTED]@MOBILE.PANTASIGN and Application No [REDACTED] Has been successfully Submitted. To finalize/process the same, kindly complete the pending actions as detailed below.

Preview Application

Edit Application

Reject Application

Application Send To CA



Verify Email



Upload Documents



Upload Video



Bank Verification Or Bank

- Applicant Need to click on upload document tab

Upload PreCheck Document

Application No *

7012879

Upload Applicant Photo (max upload 1MB file) *

Choose File No file chosen

Applicant IdProof (max upload 2MB file) *

Choose File No file chosen

Applicant Address Proof (max upload 2MB file) *

Choose File No file chosen

Upload Document

Close

- Need to Upload Required documents which has been shown while Recording the video as per requested Formats.



Please select Any One Two Step Verification Method.!

Your E-KYC Account 8130298302
finalize/proc

Verification By Telecom

Verification By Bank

Preview Application

Application Send To CA

Verify Email

Upload Documents

Upload Video

Application has been successfully Submitted. To
tailed below.

A yellow rectangular box highlights an icon of a classical bank building with columns and a pediment, located in the bottom right corner of the verification options row.

- Click on the two step Verification method.
- It can be verify either by telecom through entering OTP
Or by Using through Bank verification by entering Bank
Account number & IFSC code.
- Once Verification get done the Application will get
forward to CA Automatically.



Thank You!